
































The grid contains a complex arrangement of characters and symbols. Key elements include:

- Red Annotations:** A large red outline on the right side, and several horizontal and vertical red lines connecting different parts of the grid.
- Black Annotations:** A staircase-like path of black lines starting from the top right and moving towards the bottom left.
- Green Annotations:** A path of green lines starting from the bottom left and moving towards the top right.
- Orange Annotations:** A path of orange lines starting from the bottom left and moving towards the top right.
- Characters and Symbols:** A mix of letters (W, k, m, S, q, w, z, D, 5), numbers (3/4), and symbols (% & ! S). Some characters are repeated in patterns.



The image shows a musical score on a grid. The score is written in a shorthand notation using letters (w, q, D, V, j, p, a, V, S, W, k, m, z) and numbers (5, 3/4). The notation is organized into several horizontal lines, with some lines connected by vertical lines. The score is highlighted with several colored lines: a thick red line forms a large rectangular frame around the main body of the score; a green line traces a path through the notes, starting from the top left and moving downwards and then rightwards; an orange line traces a path through the notes, starting from the top right and moving downwards and then leftwards. There are also some black lines and symbols, including a diagonal slash and a small 'A' symbol. The grid is 20 columns wide and 20 rows high. The score is located in the upper right quadrant of the grid.

Pattern Name: Partridge on a Pear Branch
Designed By: Pamela Kellogg
Fabric: Aida 14, White
 54w X 69h Counts
Size(s): 14 Count, 9.80w X 12.52h cm






Floss Used for Full Stitches:

Symbol	Strands	Type	Number	Color
 \$	2	DMC	310	Black
 !	2	DMC	349	Coral-DK
 W	2	DMC	350	Coral-MD
 Ø	2	DMC	351	Coral
 k	2	DMC	352	Coral-LT
 m	2	DMC	353	Peach
 %	2	DMC	433	Brown-MD
 6	2	DMC	434	Brown-LT
 †	2	DMC	435	Brown-VY LT
 .	2	DMC	436	Tan
 .	2	DMC	437	Tan-LT
 e	2	DMC	738	Tan-VY LT
 _	2	DMC	739	Tan-UL VY LT
 K	2	DMC	754	Peach - lt
 z	2	DMC	772	Yellow Green-VY LT
 D	2	DMC	782	Topaz-DK
 5	2	DMC	783	Topaz-MD
 &	2	DMC	801	Coffee Brown-DK
 S	2	DMC	817	Coral Red-VY DK
 (2	DMC	895	Hunter Green-VY DK
 A	2	DMC	898	Coffee Brown-VY DK
 o	2	DMC	948	Peach -VY LT
 j	2	DMC	3078	Golden Yellow-VY LT
 "	2	DMC	3345	Hunter Green-DK
 q	2	DMC	3346	Hunter Green
 w	2	DMC	3347	Yellow Green-MD
 .	2	DMC	3348	Yellow Green-LT
 ¾	2	DMC	3820	Straw-DK
 V	2	DMC	3821	Straw
 a	2	DMC	3822	Straw-LT
 p	2	DMC	3823	Yellow-Ultra Pale


Floss Used for Quarter Stitches:

Symbol	Strands	Type	Number	Color
 \$	2	DMC	310	Black
 .	2	DMC	437	Tan-LT

Floss Used for Backstitches:

Symbol	Strands	Type	Number	Color
 —	2	DMC	310	Black - Bird's eye
 —	2	DMC	782	Topaz-DK - Pear
 —	2	DMC	817	Coral Red-VY DK - Plums & Border
 —	2	DMC	895	Hunter Green-VY DK - Leaves
 —	2	DMC	898	Coffee Brown-VY DK - All other

Floss Used for French Knots:

Symbol	Type	Number	Color
 ●	DMC	3823	Yellow-Ultra Pale - Bird's eye - 1 strand/2 wraps