



M DESIGNS



FIVE CATS & A CANARY

Chart #018



M DESIGNS

FIVE CATS & A CANARY

Stitching Instructions:

Complete design as charted using single strand Daisies Wool & #12 Pearl Cotton & two strands of all other threads.

Backstitch using single strand.

Cats:

Backstitch bodies as charted w/ the same thread that was used to stitch each particular cat's stripes. i.e. the cat with grey stripes, gets backstitched with grey & so on. To define Brown cat, backstitch entire body using Brown Daisies. Backstitch eyes & whiskers using Black #12 Pearl Cotton.

Canary

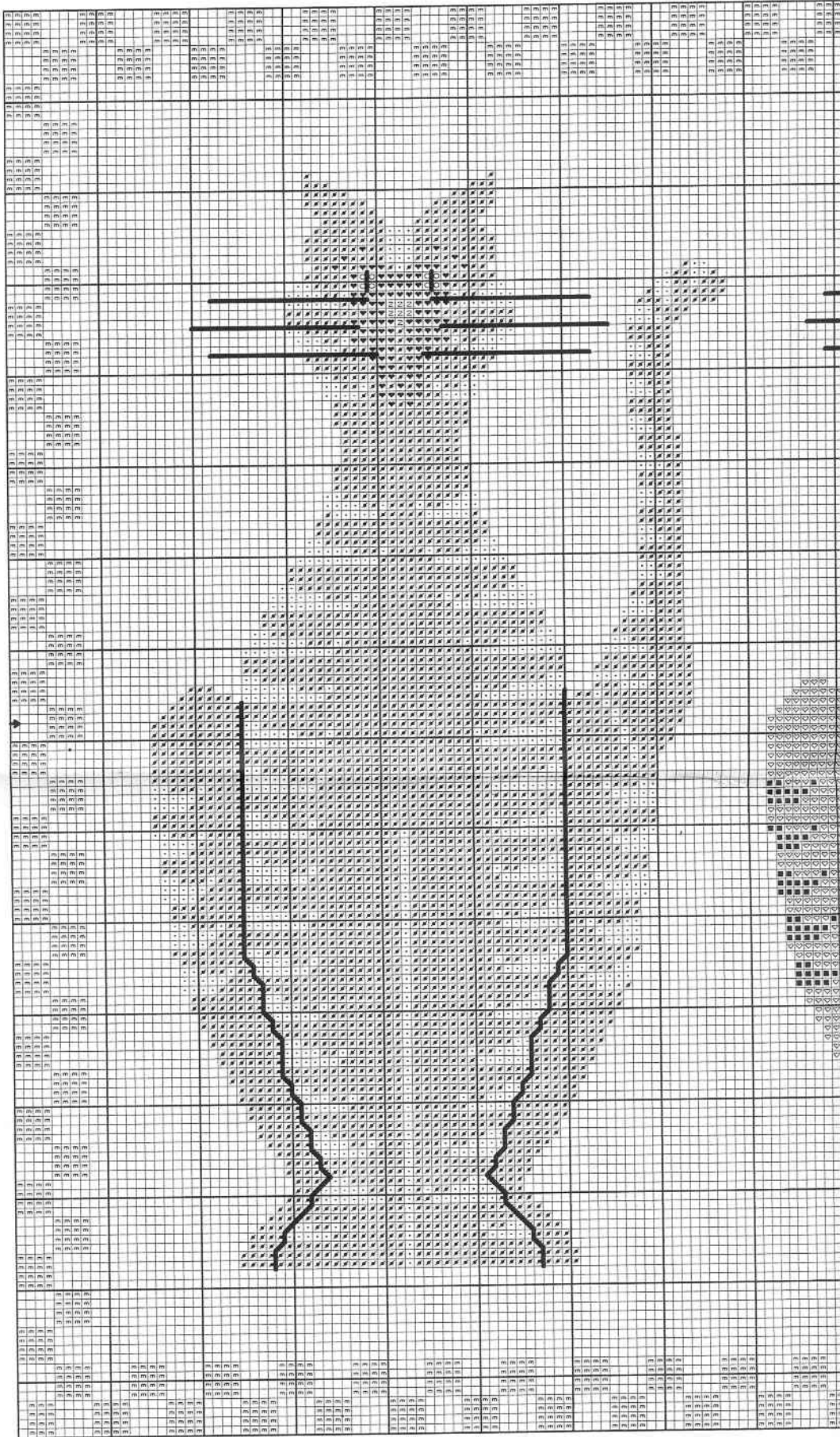
Backstitch as follows:
canary wing with Cider Mill Brown, beak & legs w/ DMC 3773, top feathers with Gold Leaf. Stitch a french knot in Black Crow for eye.

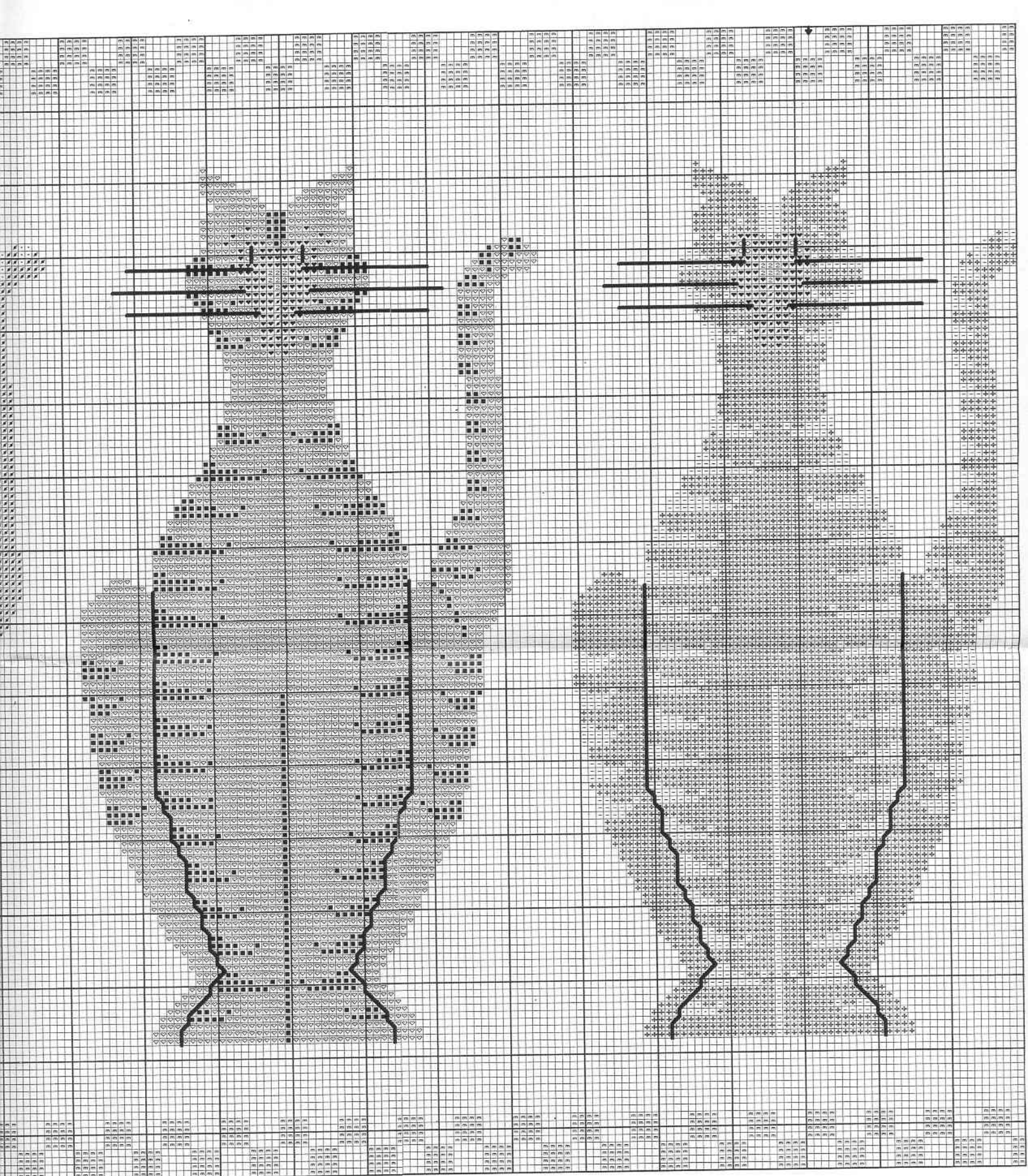
LARGE CAT

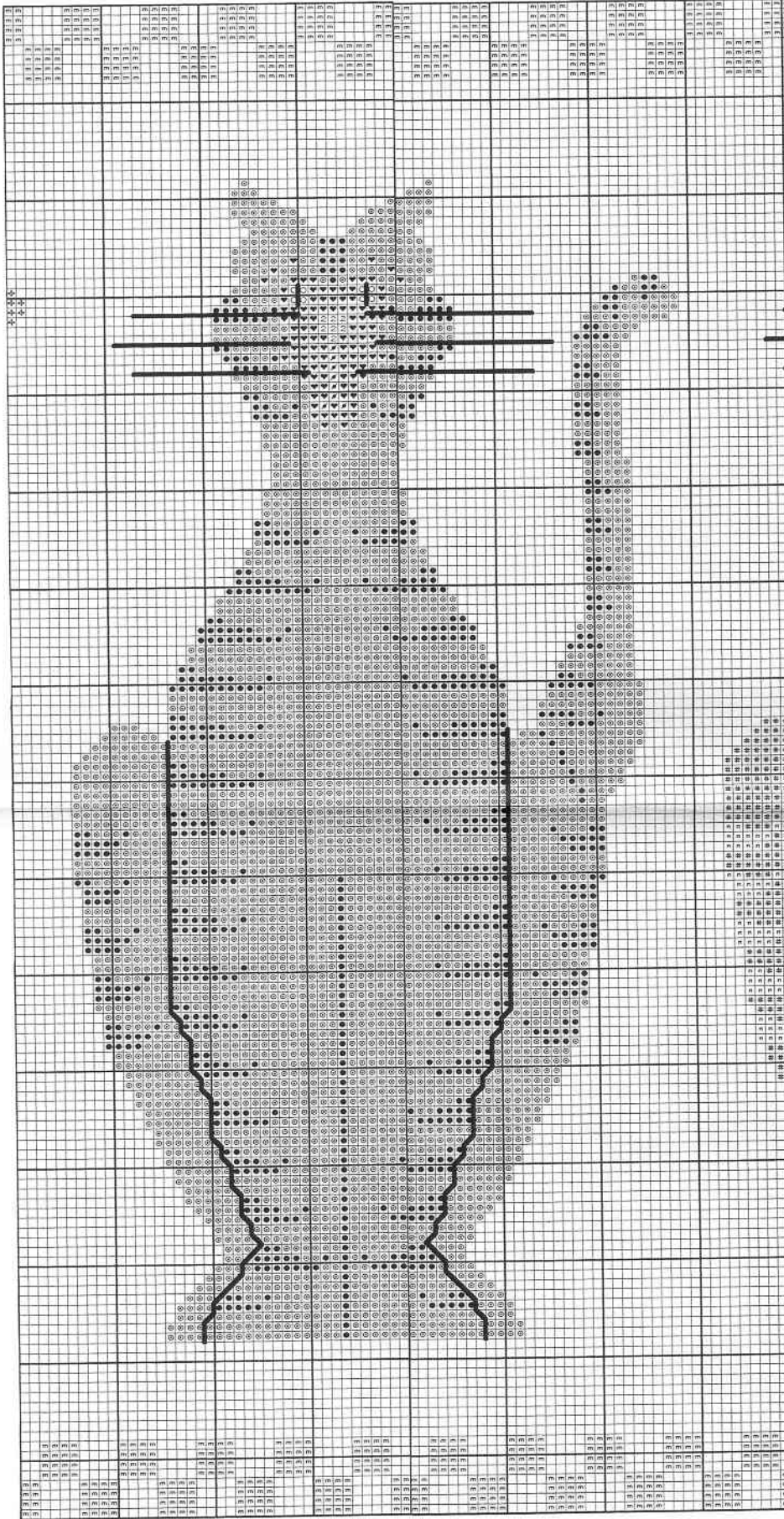
The large cat is stitched on 18 ct. Raw Linen from Zweigart. Choose the cat of your choice from the chart and use the following as a guide for your thread choices.

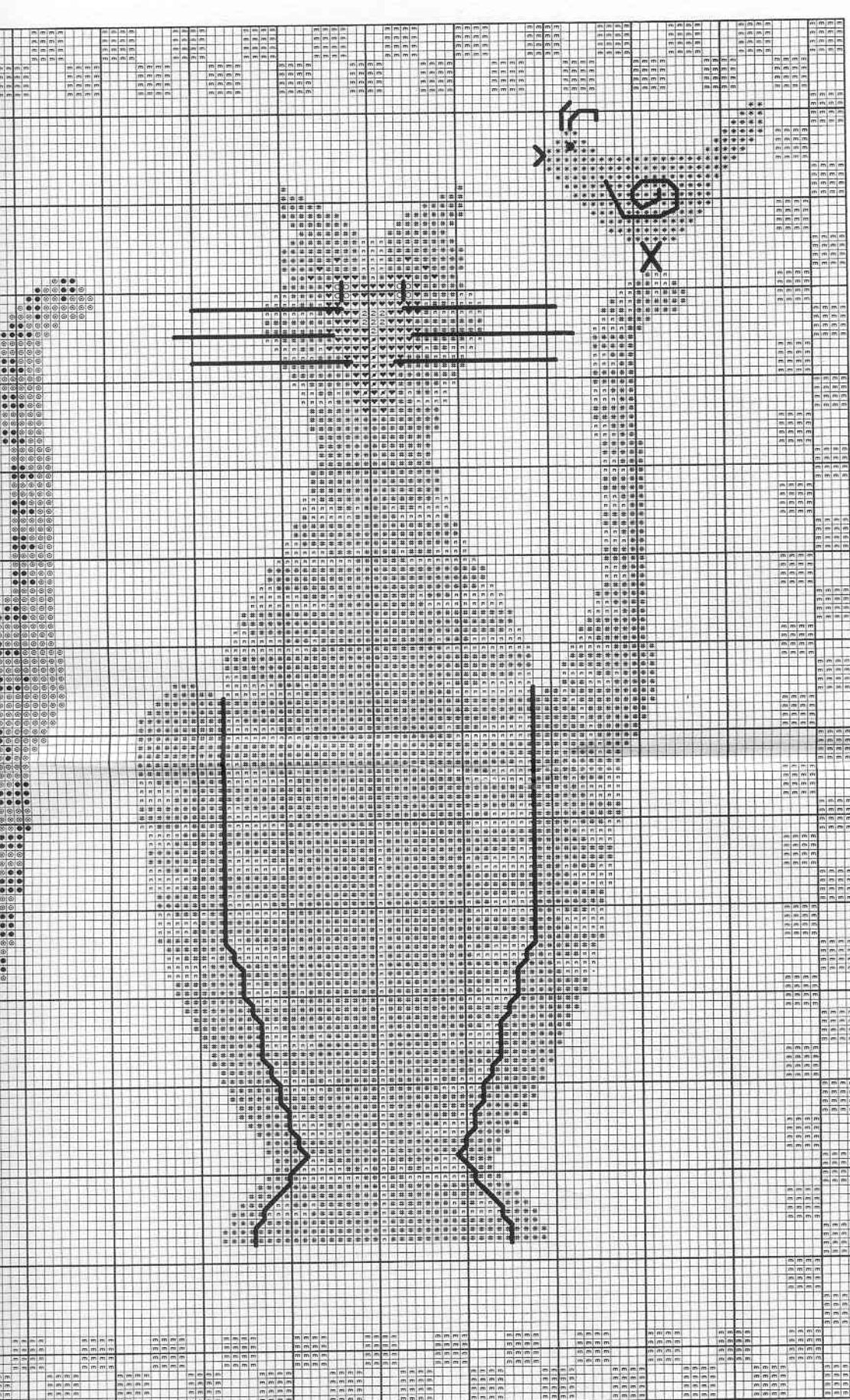
Use either 3 stands Daisies Wool or 6 strands Sampler Threads for the cat's stripes. Use single strand DMC #5 or 6 strands DMC floss for cat's body & face details.

You will need 1 ball of DMC #5 or several skeins of DMC floss to complete the cat's body. You will need 2 skeins of Daisies Wool or 4 five yard skeins of Sampler Threads to complete the stripes. For face details, a single skein of each color will be needed.









FIVE CATS & A CANARY

364 Stitches Wide by 156 Stitches High

SUPPLIES

35 Count Creme Brulee Linen by R&R Reproductions

Simply Shaker Sampler Threads		DMC	Anchor
•	Barn Grey	none	235
●	Straw Bonnet	739	387
m	Old Red Paint	3802	1019
■	Cider Mill Brown	420	374
Sampler Threads		DMC	Anchor
*	Gold Leaf	3820	306
n	Black Crow	310	403
-	Banker's Grey	414	235
Gumnut Yarns Daisies		DMC	Anchor
✿	990 White	3865	2
♡	746 Gold	3820	306
⊙	867 Med. Brown	632	936
#	994 Med. Grey	415	398
♣	999 Black	3799	236
DMC Six Strand Embroidery Floss		Anchor	
○	471 Chartreuse	266	
2	3805 Med Pink	62	
DMC #12 Pearl Cotton		Anchor	
♥	B5200 White	1	
n/s	310 Black	403	

See inside chart for large cat pillow supply list.

SAMPLER THREADS

The Gentle Art
4081 Breomo Recess
New Albany, OH 43054

ANCHOR FLOSS

Coats and Clark
Two Lake Point Plaza
4135 South Stream Blvd.
Charlotte, NC 28217

FRAME

East Side Mouldings
1-800-840-6077
11 1/4 x 23 SCR/OCBK

SOURCES

GUMNUT DAISIES WOOL

Custom House of Needle Arts LLC
154 Weir Street
Glastonbury, CT 06033
860-633-2950
<http://members.aol.com/CustomHous>

ZWEIGART FABRIC

Norden Crafts Ltd.
502 Morse Ave - Unit K
Schaumburg, IL 60193
www.nordencrafts.com

DMC FLOSS

DMC Corporation
Port Kearny Building 10A
South Kearny, NJ 07032-4688

OVERDYED LINEN

R&R Reproductions
5386 Kemps River Dr. #108-6
Virginia Beach, VA 23464
757-474-9660

FINISHING

Finishing Touches By Judy
11790 East Lee Hwy.
Lenoir City, TN 37771
FINISHINGBYJUDY@aol.com

A sincere thank you to Ramona Sutton for her expert stitching of the cat pillow.



M DESIGNS

2017 Okmulgee Lane, Crossville, TN 38572

Visit our website at www.m--designs.com